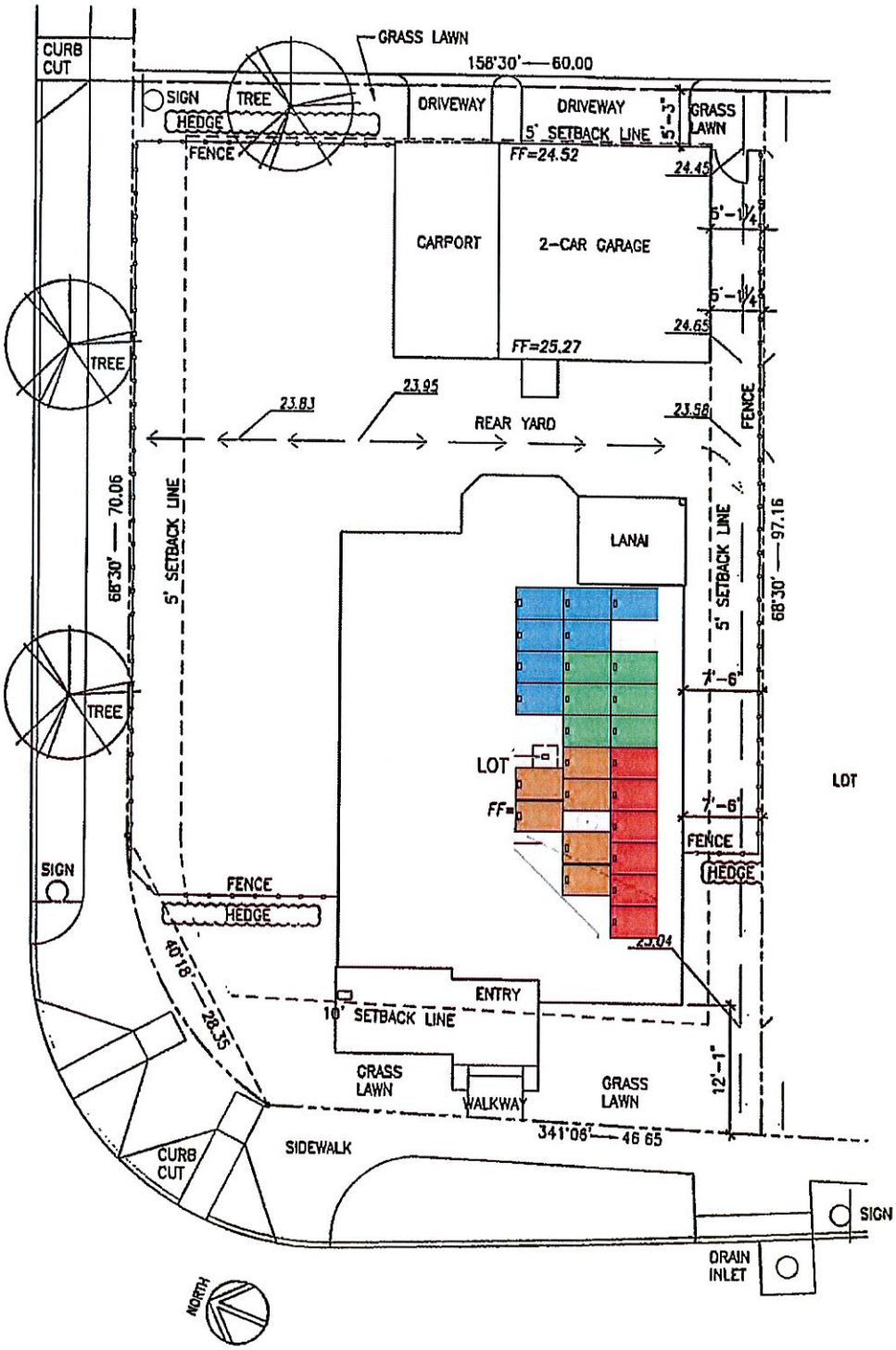

LEGEND

PROPERTY LINE		ACCESS/ UTILITY EASEMENT	FF = 29.66	FINISH FLOOR ELEVATION
SETBACK LINE		STREET LIGHT	40.00 — 60'20'	LOT DIMENSIONS
FENCE		DRAIN INLET/ GRATING	28.09	FINISH GRADE ELEVATION
FENCE GATE		UTILITY BOX		DRAINAGE DIRECTION/ SWALE
CONCRETE PAD				

PLOT PLAN

LOT AREA: 5,653 SQ FT
NET AREA: 5,635 SQ FT

THIS IS A PRELIMINARY PLOT PLAN WHICH SELLER INTENDS TO USE TO OBTAIN THE BUILDING PERMIT FOR THE IMPROVEMENTS SHOWN ON THE PLAN. THIS PLOT PLAN IS FURNISHED TO ILLUSTRATE THE APPROXIMATE LOCATION AND LAYOUT OF THE IMPROVEMENTS AS CURRENTLY PLANNED BY SELLER. THE ACTUAL IMPROVEMENTS MAY NOT BE CONSTRUCTED EXACTLY AS DEPICTED IN THIS PLOT PLAN

Ke Noho Kai at Ocean Pointe

OCEAN POINTE

EXHIBIT B

Area IIA
Lot No. ___
Sales Model 502
Elevation B

Date: 04/28/03
Rev.: 06/12/03

PURCHASER'S INITIALS ____ DATE ____

NO CONDUIT, J-BOX OR RACKS WILL BE VISIBLE ON THE ROOF. ALL CONDUIT WILL GO THROUGH ATTIC. FLUSH MOUNTED PANELS.

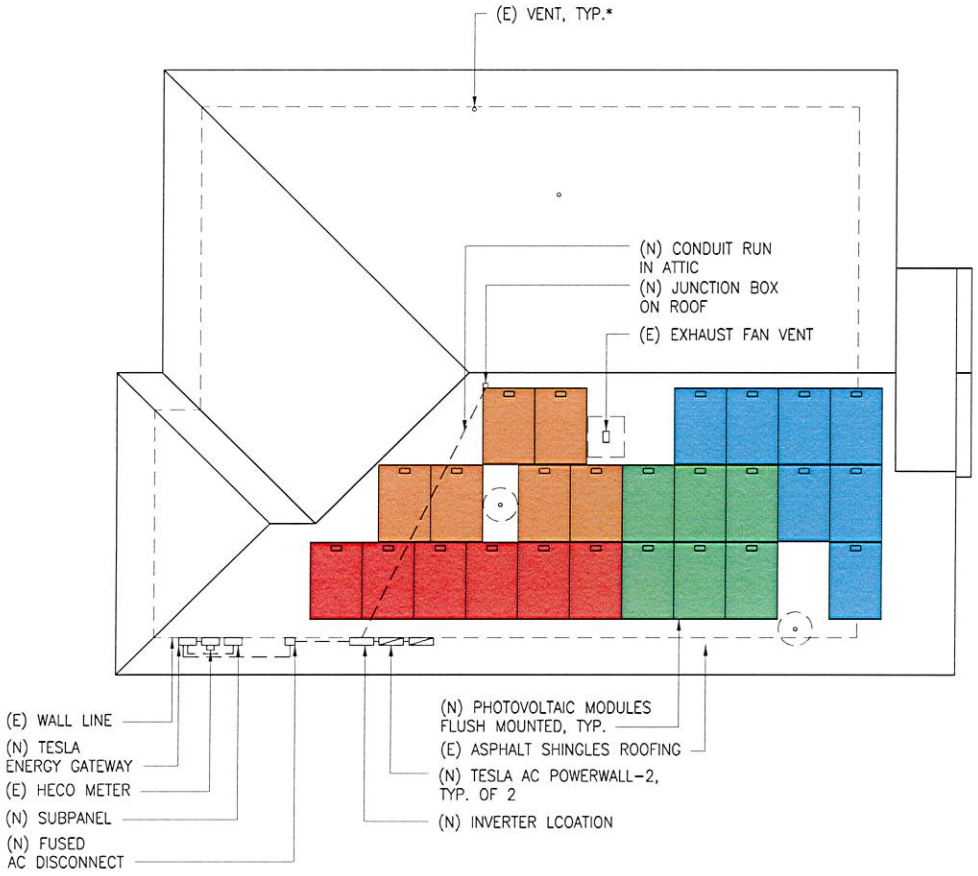

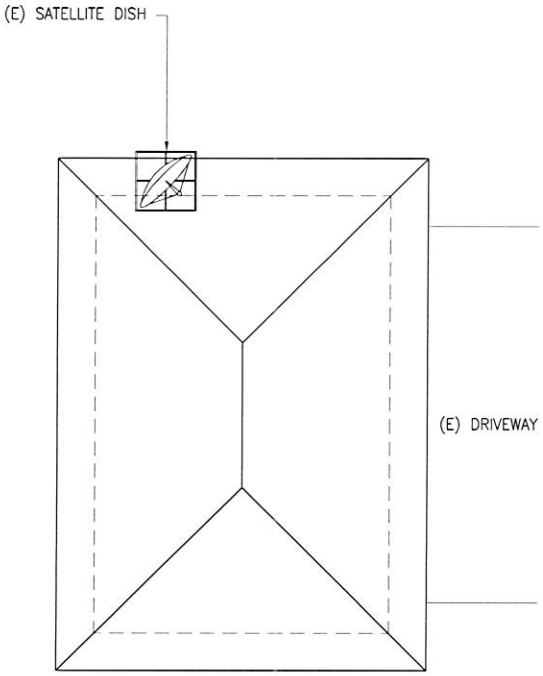

*12" MIN. CLEARANCE FROM (E) VENT TO (N) PHOTOVOLTAIC MODULES, PER AHJ

N

ROOF LAYOUT PLAN

SCALE: 1/8" = 1'-0"

1

PROJECT:

EWA BEACH, HI 96706
T.M.K: 9-1-124:061:0000

PROJECT SPECIFICATIONS:	
1-CIRCUIT	
INVERTER	SMA AMERICA
	1 SB 7.7-1SP-US-40
	2 TESLA AC POWERWALL-2
	MONITORING INCLUDED
MODULES	25 SPR-327NE-WHT-D
	327.0W(STC)-301.4(PTC)
SYSTEM SIZE	8.18 kW (STC)
	7.54 kW (PTC)

△	Date	Description

PROJECT NO:	18-34220
DRAWN BY:	RC/HB
REVIEWED BY:	JL
DATE:	SEPTEMBER 13, 2018

SHEET NAME:
ROOF LAYOUT PLAN

SHEET NO:
E1

NO CONDUIT, J-BOX OR RACKS WILL BE VISIBLE ON THE ROOF. ALL CONDUIT WILL GO THROUGH ATTIC. FLUSH MOUNTED PANELS.
1p
4p
9p
7p
2p
2p
JUNCTION BOX - CONDUIT ENTERING ATTIC HERE

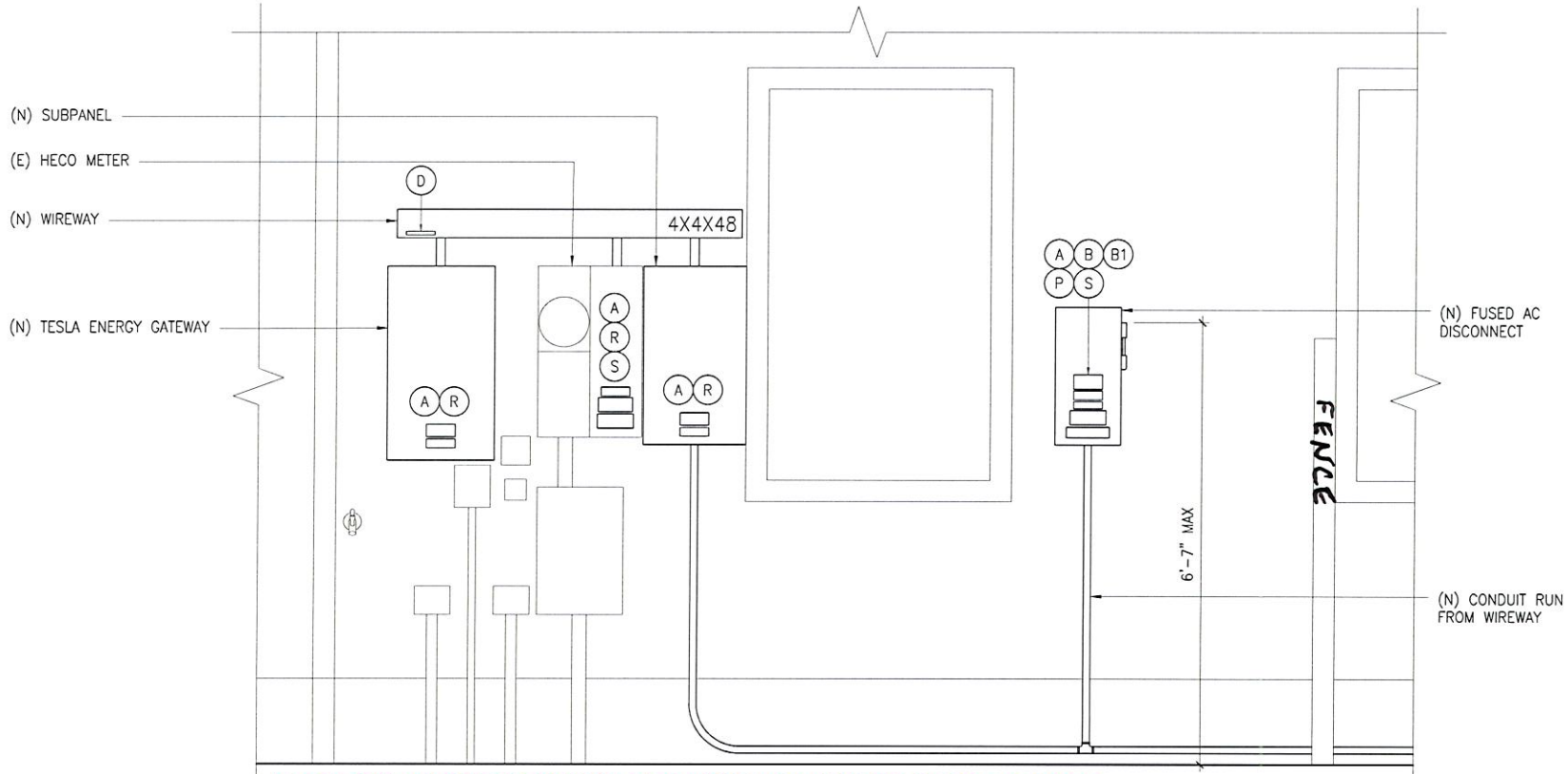

***CONDUIT & EQUIPMENT WILL BE PAINTED TO MATCH EXISTING HOME.**

EXTERIOR ELEVATION AT HECO METER AND ELECTRICAL EQUIPEMNT LOCATION

(1) DC & AC DISCONNECT SWITCH: MAXIMUM HEIGHT IS 6'-7" MAX.

ELECTRICAL EQUIPMENT ELEVATION AND LABEL LOCATION | SCALE: 3/4" = 1'-0" | 1

PROJECT:

EWA BEACH, HI 96706
T.M.K: 9-1-124:061:0000

PROJECT SPECIFICATIONS:	
1-CIRCUIT	
INVERTER	SMA AMERICA
	1 SB 7.7-1SP-US-40
	2 TESLA AC POWERWALL-2
	MONITORING INCLUDED
MODULES	25 SPR-327NE-WHT-D
	327.0W(STC)-301.4(PTC)
SYSTEM SIZE	8.18 kW (STC)
	7.54 kW (PTC)

△	Date	Description

PROJECT NO:	18-34220
DRAWN BY:	RC/HB
REVIEWED BY:	JL
DATE:	SEPTEMBER 13, 2018

SHEET NAME:
ELECTRICAL EQUIPMENT ELEVATION AND LABEL LOCATION

SHEET NO:
E4.1

*ALL CONDUIT WILL BE PAINT MATCHED TO EXISTING HOME.
*ALL EQUIPMENT WILL BE PAINT MATCHED TO EXISITNG HOME.
(N) WIREWAY
(N) TESLA ENERGY GATEWAY
(N) SUB PANEL WILL BE FLUSHED TO WINDOW SIDING
(N) FUSED AC DISCONNECT

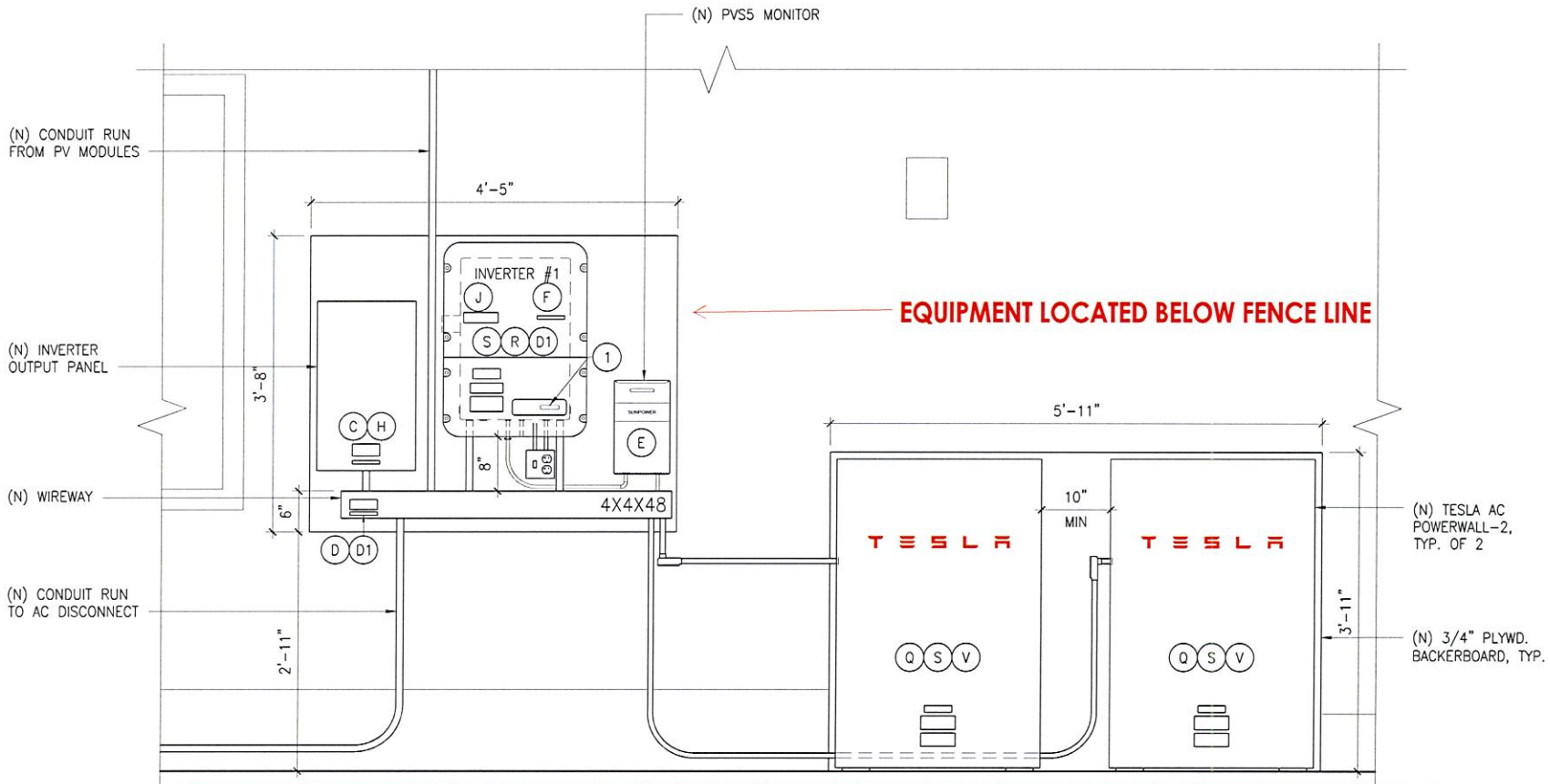

***ALL EQUIPMENT LOCATED BEHIND THE FENCE (IN THE BACK YARD) MUST BE INSTALLED BELOW THE FENCE LINE.**
***ALL EQUIPMENT & CONDUIT WILL BE PAINTED TO MATCH EXISTING HOME.**

EXTERIOR ELEVATION AT INVERTER AND TESLA BATTERY LOCATION

(1) DC & AC DISCONNECT SWITCH: MAXIMUM HEIGHT IS 6'-7" MAX.

ELECTRICAL EQUIPMENT ELEVATION AND LABEL LOCATION | SCALE: 3/4" = 1'-0" | 1

PROJECT:

EWA BEACH, HI 96706
T.M.K: 9-1-124:061:0000

PROJECT SPECIFICATIONS:	
1-CIRCUIT	
INVERTER	SMA AMERICA
	1 SB 7.7-1SP-US-40
	2 TESLA AC POWERWALL-2
	MONITORING INCLUDED
MODULES	25 SPR-327NE-WHT-D
	327.0W(STC)-301.4(PTC)
SYSTEM SIZE	8.18 kW (STC)
	7.54 kW (PTC)

△	Date	Description

PROJECT NO:	18-34220
DRAWN BY:	RC/HB
REVIEWED BY:	JL
DATE:	SEPTEMBER 13, 2018

SHEET NAME:
ELECTRICAL EQUIPMENT ELEVATION AND LABEL LOCATION

SHEET NO:
E4.0


NEW CONDUIT RUN FROM PV MODULES TO WIREWAY. ALL CONDUIT WILL BE PAINT MATCHED TO EXISTING HOME.
*ALL EQUIPMENT WILL BE INSTALLED BELOW FENCE LINE
(N) INVERTER OUTPUT PANEL
(N) WIREWAY
(N) INVERTER
(N) PVS5 MONITOR
(N) CONDUIT RUN FROM WIREWAY TO (1) TESLA POWER WALL
(N) CONDUIT RUN FROM WIREWAY TO (N) TESLA POWERWALL
1 TPW2 AC
1 TPW2 AC

SUNPOWER

MORE ENERGY. FOR LIFE.

E-SERIES SOLAR PANELS



HIGH PERFORMANCE & EXCELLENT DURABILITY

E20 - 327 PANEL

E20 SERIES

- **20.4% efficiency**
  Ideal for roofs where space is at a premium or where future expansion might be needed.
- **High performance**
  Delivers excellent performance in real world conditions, such as high temperatures, clouds and low light.[1,2,3]
- **Proven value**
  Designed for residential rooftops, E-Series panels deliver the features, value and performance for any home.



Maxeon® Solar Cells: Fundamentally better.
Engineered for performance, designed for durability.

Engineered for peace of mind

Designed to deliver consistent, trouble-free energy over a very long lifetime.[4,5]

Designed for durability

The SunPower Maxeon Solar Cell is the only cell built on a solid copper foundation. Virtually impervious to the corrosion and cracking that degrade Conventional Panels.[4,5]

#1 Ranked in Fraunhofer durability test.[10]
100% power maintained in Atlas 25+ comprehensive PVDI Durability test.[11]

HIGH EFFICIENCY[6]

Generate more energy per square foot

E-Series residential panels convert more sunlight to electricity producing 36% more power per panel,[1] and 60% more energy per square foot over 25 years.[3,4]

HIGH ENERGY PRODUCTION[7]

Produce more energy per rated watt

High year one performance delivers 7-9% more energy per rated watt.[3] This advantage increases over time, producing 20% more energy over the first 25 years to meet your needs.[4]

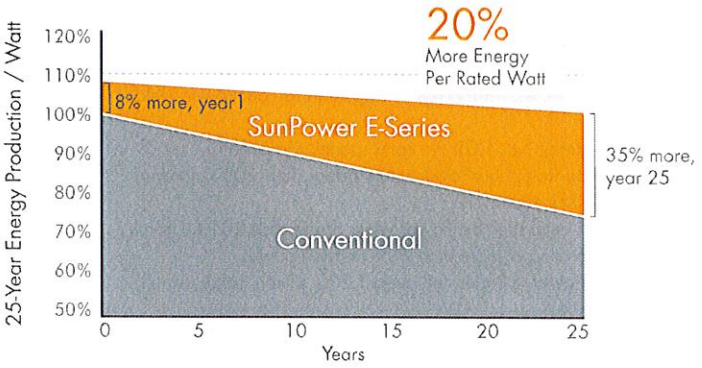

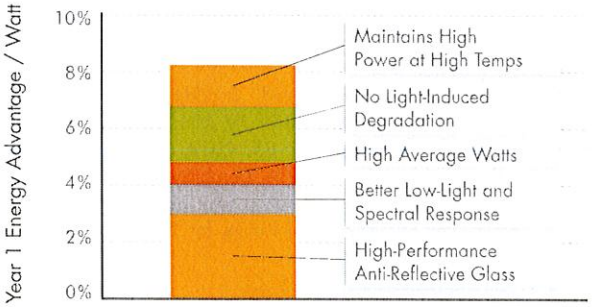

MOST ENERGY PER WATT
PHOTON
2012 FIELD TEST

Certified

- UL 1741 and 1699B compliant
- Integrated AFCI meets the requirements of NEC 2011 690.11

Innovative

- Secure Power Supply provides daytime power during grid outages

Powerful

- 97.6% maximum efficiency
- Wide input voltage range
- Shade management with OptiTrac Global Peak MPP tracking

Flexible

- Two MPP trackers provide numerous design options
- Extended operating temperature range

SUNNY BOY 3000TL-US / 3800TL-US /4000TL-US / 5000TL-US / 6000TL-US / 7000TL-US / 7700TL-US

Setting new heights in residential inverter performance

The Sunny Boy 3000TL-US/3800TL-US/4000TL-US/5000TL-US/6000TL-US/7000TL-US/7700TL-US represents the next step in performance for UL certified inverters. Its transformerless design means high efficiency and reduced weight. Maximum power production is derived from wide input voltage and operating temperature ranges. Multiple MPP trackers and OptiTrac™ Global Peak mitigate the effect of shade and allow for installation at challenging sites. The unique Secure Power Supply feature provides daytime power in the event of a grid outage. High performance, flexible design and innovative features make the Sunny Boy TL-US series the first choice among solar professionals.

MADE IN THE USA OF U.S. AND IMPORTED PARTS

POWERWALL

Tesla Powerwall is a fully-integrated AC battery system for residential or light commercial use. Its rechargeable lithium-ion battery pack provides energy storage for solar self-consumption, time-based control, and backup.

Powerwall's electrical interface provides a simple connection to any home or building. Its revolutionary compact design achieves market-leading energy density and is easy to install, enabling owners to quickly realize the benefits of reliable, clean power.



PERFORMANCE SPECIFICATIONS

AC Voltage (Nominal)	120/240 V
Feed-In Type	Split Phase
Grid Frequency	60 Hz
Total Energy[1]	14 kWh
Usable Energy[1]	13.5 kWh
Real Power, max continuous[2]	5 kW (charge and discharge)
Real Power, peak (10 s, off-grid/backup)[2]	7 kW (charge and discharge)
Apparent Power, max continuous	5.8 kVA (charge and discharge)
Apparent Power, peak (10 s, off-grid/backup)	7.2 kVA (charge and discharge)
Maximum Supply Fault Current	10 kA
Maximum Output Fault Current	32 A
Overcurrent Protection Device	30 A
Imbalance for Split-Phase Loads	100%
Power Factor Output Range	+/– 1.0 adjustable
Power Factor Range (full-rated power)	+/– 0.85
Internal Battery DC Voltage	50 V
Round Trip Efficiency[1,3]	90%
Warranty	10 years

[1]Values provided for 25°C (77°F), 3.3 kW charge/discharge power.
[2]In Backup mode, grid charge power is limited to 1.67 kW.
[3]AC to battery to AC, at beginning of life.

COMPLIANCE INFORMATION

Certifications	UL 1642, UL 1741, UL 1973, UL 9540, IEEE 1547, UN 38.3
Grid Connection	Worldwide Compatibility
Emissions	FCC Part 15 Class B, ICES 003
Environmental	RoHS Directive 2011/65/EU
Seismic	AC156, IEEE 693-2005 (high)

MECHANICAL SPECIFICATIONS

Dimensions	1150 mm x 755 mm x 155 mm (45.3 in x 29.7 in x 6.1 in)
Weight	125 kg (276 lbs)
Mounting options	Floor or wall mount

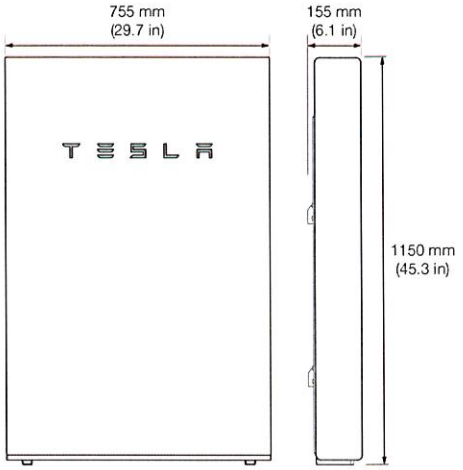

ENVIRONMENTAL SPECIFICATIONS

Operating Temperature	–20°C to 50°C (–4°F to 122°F)
Optimum Temperature	0°C to 30°C (32°F to 86°F)
Operating Humidity (RH)	Up to 100%, condensing
Storage Conditions	–20°C to 30°C (–4°F to 86°F) Up to 95% RH, non-condensing State of Energy (SoE): 25% initial
Maximum Elevation	3000 m (9843 ft)
Environment	Indoor and outdoor rated
Enclosure Type	NEMA 3R
Ingress Rating	IP67 (Battery & Power Electronics) IP56 (Wiring Compartment)
Wet Location Rating	Yes
Noise Level @ 1m	< 40 dBA at 30°C (86°F)